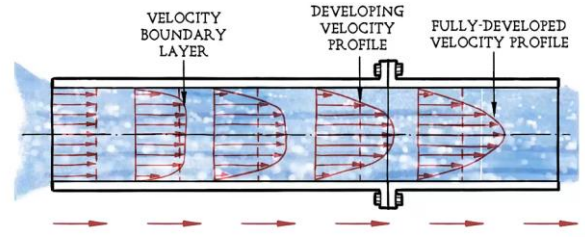


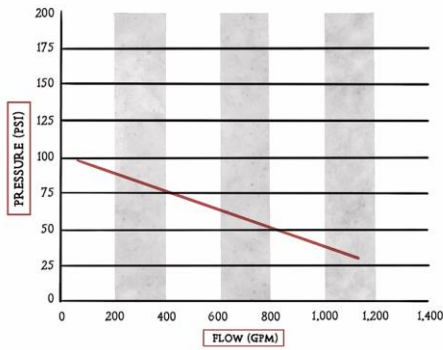
WHAT IS AN N^1.85 GRAPH?

**THE LOWER THE FLOW RATE,
THE HIGHER THE AVAILABLE PRESSURE**

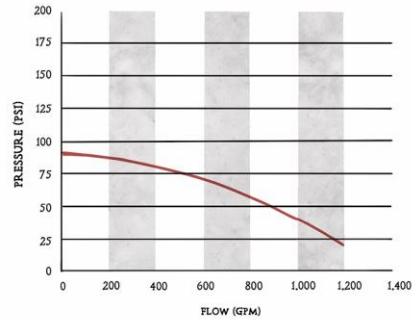


M

M



M




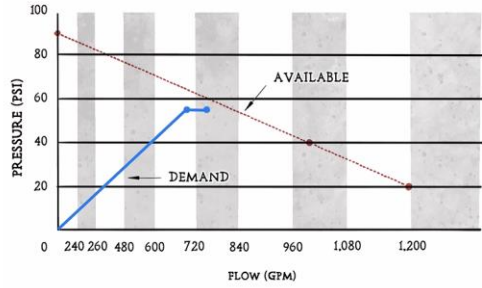
$$p = 4.52 \frac{Q^{1.85}}{C^{1.85} d^{4.87}}$$

$$p = \text{constant} \times Q^{1.85}$$

M

NOTES

A large area of dotted grid lines for taking notes.



NOTES

A large grid of dots for taking notes.